



# Vehicle Performance

---

Pierre Duysinx

Research Center in Sustainable Automotive  
Technologies of University of Liege

Academic Year 2021-2022



# Road Loads

---

# Exercise 1 : Road Loads

- Let's consider the following car

$$m = 1000 \text{ kg}$$

$$S = 1,8 \text{ m}^2$$

$$C_x = 0,31$$

$$f = 0,01 + 10^{-5} V^2$$

$$\eta_t = 0,9$$

$$\rho = 1,2 \text{ kg/m}^3$$



- Compute the road loads generated at speed in between 0 and 50 m/s



# Exercise 1 : Road Loads

---

- Rolling resistance

$$F_{RR} = mg \cos \theta f_{RR} = mg \cos \theta (0.01 + 10^{-5} V^2)$$

- It comes

$$V = 10 \text{ m/s} \quad F_{RR} = 1000 \cdot 9,81 \cdot (0,01 + 10^{-5} 10^2) = 107,91 \text{ N}$$

$$\mathcal{P}_{RR} = F_{RR} V = 1079,1 \text{ W}$$

$$V = 25 \text{ m/s} \quad F_{RR} = 1000 \cdot 9,81 \cdot (0,01 + 10^{-5} 25^2) = 159,91 \text{ N}$$

$$\mathcal{P}_{RR} = F_{RR} V = 39971,75 \text{ W}$$

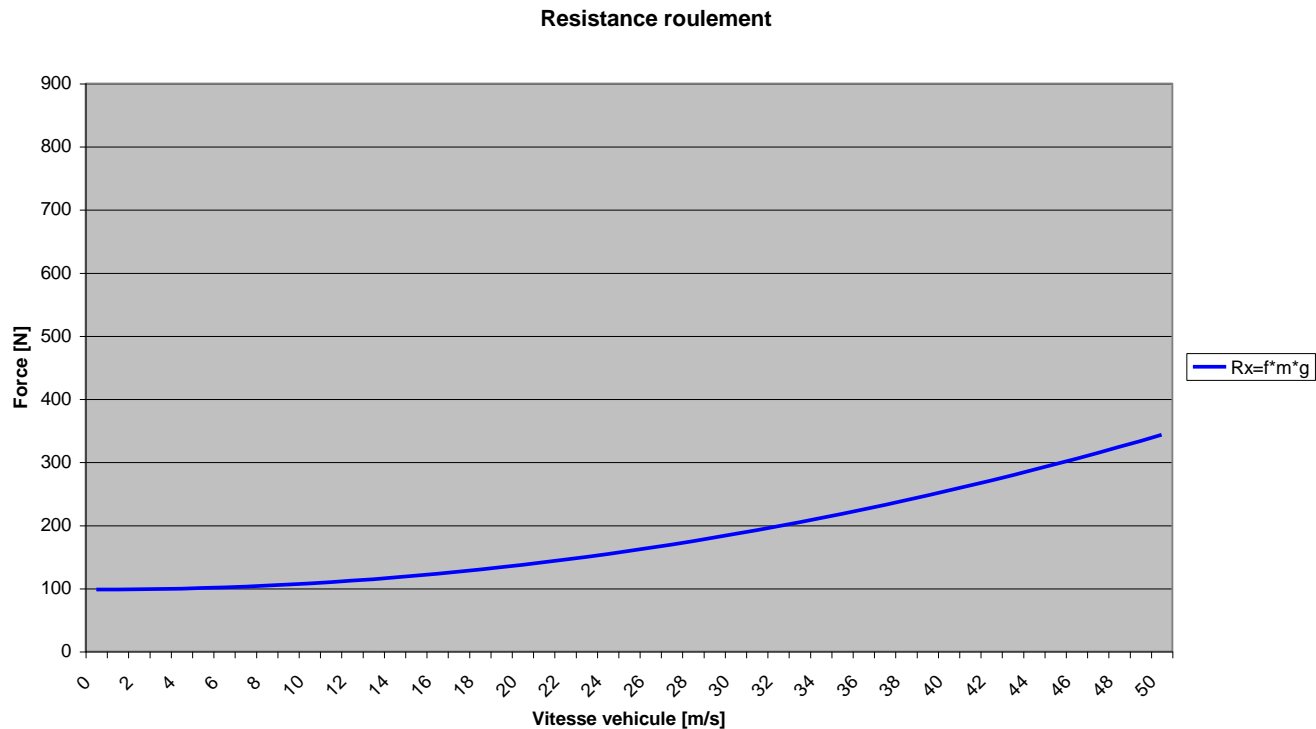
$$V = 50 \text{ m/s} \quad F_{RR} = 1000 \cdot 9,81 \cdot (0,01 + 10^{-5} 50^2) = 343,35 \text{ N}$$

$$\mathcal{P}_{RR} = F_{RR} V = 17167 \text{ W}$$

# Exercise 1 : Road Loads

- Rolling resistance

$$F_{RR} = mg \cos \theta f_{RR} = mg \cos \theta (0.01 + 10^{-5} V^2)$$





# Exercise 1 : Road Loads

---

- Aerodynamic drag

$$F_{AERO} = \frac{1}{2} \rho S C_x V^2$$

- It comes

$$V = 10 \text{ m/s} \quad F_{AERO} = 0,5 \cdot 1,2 \cdot 1,8 \cdot 0,31 \cdot V^2 = 33,48 \text{ N}$$

$$\mathcal{P}_{AERO} = F_{AERO} \cdot V = 334,8 \text{ W}$$

$$V = 25 \text{ m/s} \quad F_{AERO} = 0,5 \cdot 1,2 \cdot 1,8 \cdot 0,31 \cdot 25^2 = 209,25 \text{ N}$$

$$\mathcal{P}_{AERO} = F_{AERO} \cdot V = 5231,25 \text{ W}$$

$$V = 50 \text{ m/s} \quad F_{AERO} = 0,5 \cdot 1,2 \cdot 1,8 \cdot 0,31 \cdot 50^2 = 837 \text{ N}$$

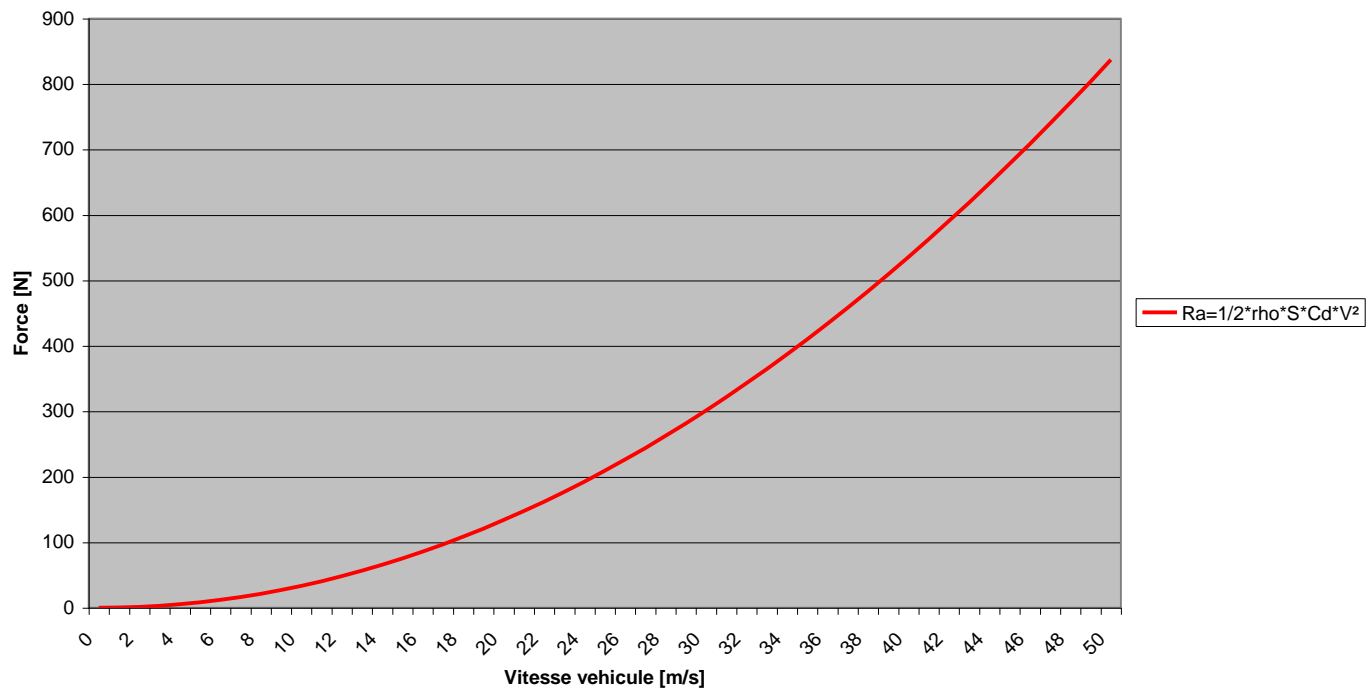
$$\mathcal{P}_{AERO} = F_{AERO} \cdot V = 41850 \text{ W} = 41,850 \text{ kW}$$

# Exercise 1 : Road Loads

- Rolling resistance

$$F_{AERO} = \frac{1}{2} \rho S C_x V^2$$

Resistance aero





## Exercise 1 : Road Loads

---

- Total road resistance forces

$$F_{RES} = F_{RR} + F_{AERO} = mg (f_0 + f_2 V^2) \cos \theta + \frac{1}{2} \rho S C_x V^2$$

- It comes

$$V = 10 \text{ m/s} \quad F_{RR} + F_{AERO} = 107,91 + 33,48 = 141,39 \text{ N}$$

$$\mathcal{P}_{RR} + \mathcal{P}_{AERO} = 1,4139 \text{ kW}$$

$$V = 25 \text{ m/s} \quad F_{RR} + F_{AERO} = 159,9 + 209,25 = 369,15 \text{ N}$$

$$\mathcal{P}_{RR} + \mathcal{P}_{AERO} = 9,225 \text{ kW}$$

$$V = 50 \text{ m/s} \quad F_{RR} + F_{AERO} = 343,35 + 837 = 1180,35 \text{ N}$$

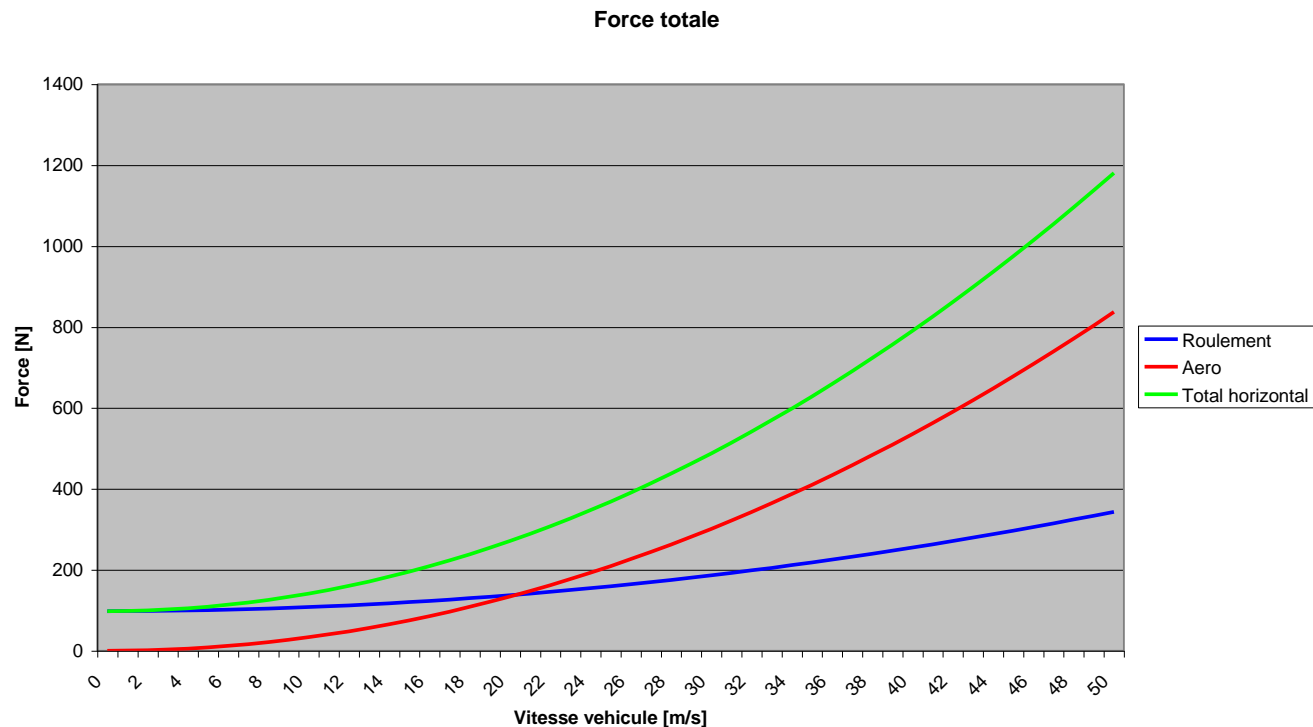
$$\mathcal{P}_{RR} + \mathcal{P}_{AERO} = 59,0175 \text{ kW}$$



# Exercise 1 : Road Loads

- Total road resistance forces

$$F_{RES} = F_{RR} + F_{AERO} = mg (f_0 + f_2 V^2) \cos \theta + \frac{1}{2} \rho S C_x V^2$$





## Exercise 1 : Road Loads

---

- When aerodynamic drag and rolling resistance are equal?

$$F_{RR} = F_{AERO} \iff mg (f_0 + f_2 V^2) \cos \theta = \frac{1}{2} \rho S C_x V^2$$

- We have

$$\left( \frac{1}{2} \rho S C_x - mg f_2 \cos \theta \right) V^2 = mg f_0 \cos \theta$$

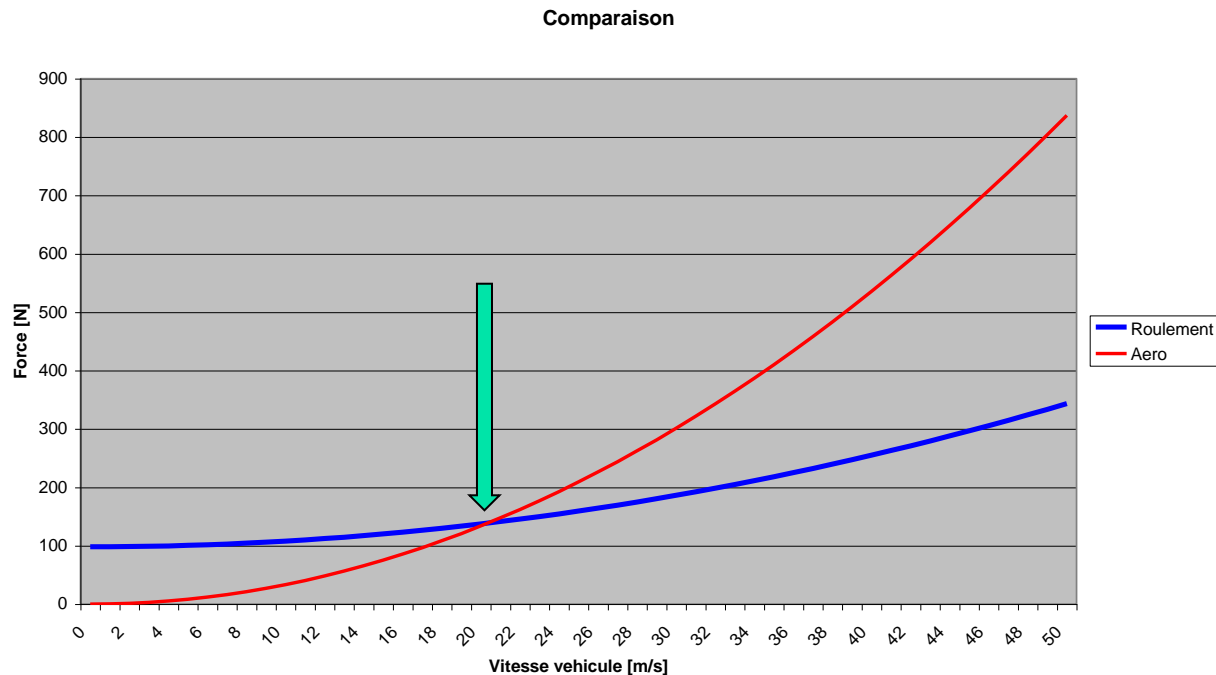
$$V = \sqrt{\frac{mg f_0 \cos \theta}{\frac{1}{2} \rho S C_x - mg f_2 \cos \theta}}$$

$$V = \sqrt{\frac{98,1}{0,2367}} = \sqrt{414,448} = 20,35 \text{ m/s} = 73,29 \text{ km/h}$$

# Exercise 1 : Road Loads

- When aerodynamic drag and rolling resistance are equal?

$$F_{RR} = F_{AERO} \iff mg (f_0 + f_2 V^2) \cos \theta = \frac{1}{2} \rho S C_x V^2$$



# Exercise 1 : Road Loads

- Grading resistance

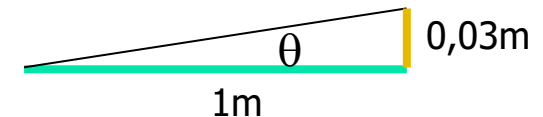
$$F_{GRADING} = mg \sin \theta$$

- We have

$$\text{slope} = 3\% \iff \tan \theta = 0,03$$

$$\iff \theta = 1,7183^\circ$$

$$\iff \sin \theta = 0,0299$$



$$\theta = 3\% \quad F_{GRADING} = mg \sin \theta$$

$$= 1000 \cdot 9,81 \cdot 0,0299 = 294,3 \text{ N}$$

$$V = 10 \text{ m/S} \quad \mathcal{P}_{GRAD.} = F_{GRAD.} \cdot V = 2,941 \text{ kW}$$

$$V = 25 \text{ m/S} \quad \mathcal{P}_{GRAD.} = F_{GRAD.} \cdot V = 7,3542 \text{ kW}$$

$$V = 50 \text{ m/S} \quad \mathcal{P}_{GRAD.} = F_{GRAD.} \cdot V = 14,7084 \text{ kW}$$



# Exercise 1 : Road Loads

---

- Grading resistance

$$\text{slope} = 10\% \quad \iff \quad \theta = 5,71^\circ$$

$$\iff \quad \sin \theta = 0,0995$$

$$F_{GRADING} = 1000 \cdot 9,81 \cdot 0,0995 = 976,13 \text{ N}$$

$$\text{slope} = 20\% \quad \iff \quad \theta = 11,3099^\circ$$

$$\iff \quad \sin \theta = 0,1961$$

$$F_{GRADING} = 1000 \cdot 9,81 \cdot 0,1961 = 1923,89 \text{ N}$$

$$V = 10 \text{ m/S} \quad \mathcal{P}_{GRAD.} = F_{GRAD.} \cdot V = 19,2389 \text{ kW}$$

$$V = 25 \text{ m/S} \quad \mathcal{P}_{GRAD.} = F_{GRAD.} \cdot V = 48,0974 \text{ kW}$$

$$V = 50 \text{ m/S} \quad \mathcal{P}_{GRAD.} = F_{GRAD.} \cdot V = 96,194 \text{ kW}$$

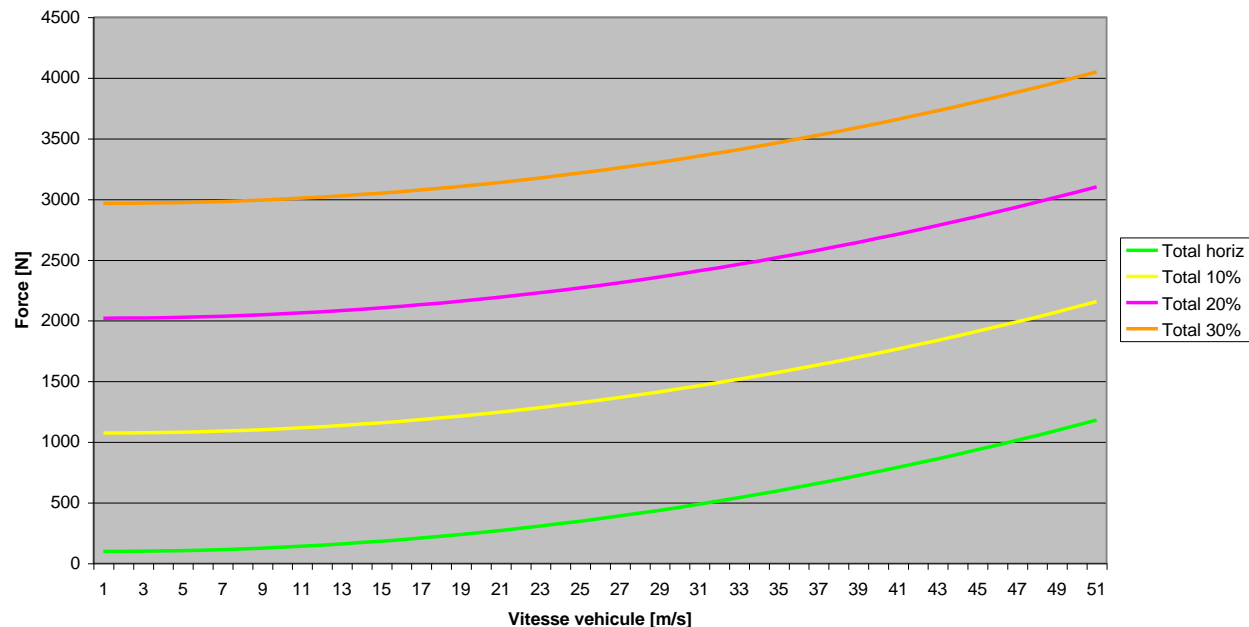
# Exercise 1 : Road Loads

- When aerodynamic drag and rolling resistance are equal?

$$F_{RES} = F_{RR} + F_{AERO} + F_{GRADING}$$

$$= mg (f_0 + f_2 V^2) \cos \theta + \frac{1}{2} \rho S C_x V^2 + mg \sin \theta = A + B V^2$$

Force totale



## Exercise 2 : Shell Eco Marathon

- Let's consider the following car

$$m = 145 \text{ kg} \quad f = 0,01$$

$$S = 0,95 \text{ m}^2 \quad C_x = 0,28 \quad \rho = 1,22 \text{ kg/m}^3$$



- Compute the road loads generated at speed  $V=8,33 \text{ m/s}$  (30 km/h)
  - On level road
  - When  $\theta=2,1^\circ$



## Exercise 2 : Shell Eco Marathon

---

- Rolling resistance

$$\begin{aligned} F_{RR} &= mg \cos \theta f_{RR} \\ &= 145 \cdot 9,81 \cdot 1 \cdot 0,01 = 14,2245 \text{ N} \end{aligned}$$

$$\mathcal{P}_{RR} = F_{RR} \cdot V = 14,2245 \cdot 8,33 = 118,4900 \text{ W}$$

- Aerodynamic resistance

$$\begin{aligned} F_{AERO} &= \frac{1}{2} \rho S C_x V^2 \\ &= 0,5 \cdot 1,22 \cdot 0,95 \cdot 0,28 \cdot 8,33^2 = 11,2590 \text{ N} \end{aligned}$$

$$\mathcal{P}_{AERO} = F_{AERO} \cdot V = 11,2590 \cdot 8,33 = 93,7878 \text{ W}$$

- Road resistance

$$F_{RES} = F_{RR} + F_{AERO} = 14,2245 + 11,2590 = 25,4835 \text{ N}$$

$$\mathcal{P}_{RES} = \mathcal{P}_{RR} + \mathcal{P}_{AERO} = 118,49 + 93,7878 = 212,2779 \text{ W}$$





## Exercise 2 : Shell Eco Marathon

---

- Grading resistance

$$\theta = 2,1^\circ \quad \sin \theta \simeq \tan \theta = 3,6643 \cdot 10^{-2}$$

$$\begin{aligned} F_{GRADING} &= mg \sin \theta \\ &= 145 \cdot 9,81 \cdot \sin 2,1^\circ = 52,1238 \text{ N} \end{aligned}$$

- Rolling resistance → negligible modification!

$$\cos \theta = \cos 2,1^\circ = 0,9993$$

$$\begin{aligned} F_{RR} &= mg \cos \theta f_{RR} \\ &= 145 \cdot 9,81 \cdot 0,9998 \cdot 0,01 = 14,2149 \text{ N} \end{aligned}$$

- Road resistance

$$F_{RES} = F_{RR} + F_{AERO} + F_{GRADE} = 25,4835 + 52,1238 = 77,6073 \text{ N}$$

If  $V=8,33 \text{ m/s}$

$$\mathcal{P}_{RES} = F_{RES} \cdot V = 77,6073 \cdot 8,33 = 646,4688 \text{ W}$$

## Exercise 2 : Shell Eco Marathon

- Let's consider the following car

$$m = 180 \text{ kg} \quad f = 0,0018 \quad (\text{Data: Michelin})$$

$$S = 1,049 \text{ m}^2 \quad C_x = 0,20 \quad \rho = 1,22 \text{ kg/m}^3$$



- Compute the road loads generated at speed  $V=26 \text{ km/h}$ 
  - On level road
  - When  $\theta = 0,35^\circ$  and  $\theta = 2\%$



## Exercise 2 : Shell Eco Marathon

---

- Speed :

$$V = 26 \text{ km/h} = 26 / 3,6 = 7,23 \text{ m/s}$$

- Slope:

$$\theta = 0,35^\circ = 6,10 \cdot 10^{-3} \text{ rad}$$

$$\cos 0,35^\circ = 0,9999 \quad \sin 0,35^\circ = 6,1086 \cdot 10^{-3}$$

And

$$2\% \iff \arctan(0,02) = 1,1457^\circ$$

$$\cos 1,1457^\circ = 0,9998 \quad \sin 1,1457^\circ = 19,9949 \cdot 10^{-3}$$



## Exercise 2 : Shell Eco Marathon

---

- Rolling resistance

$$F_{RR} = mg \cos \theta f_{RR} = 180 \cdot 9,81 \cdot 1,0 \cdot 0,0018 = 3,1784 \text{ N}$$

$$\mathcal{P}_{RR} = F_{RR} \cdot V = 3,1794 \cdot 7,23 = 22,9801 \text{ W}$$

- Aerodynamic resistance

$$F_{AERO} = \frac{1}{2} \rho S C_x V^2$$

$$= 0,5 \cdot 1,22 \cdot 1,049 \cdot 0,20 \cdot 7,23^2 = 6,8761 \text{ N}$$

$$\mathcal{P}_{AERO} = F_{AERO} \cdot V = 6,8761 \cdot 7,23 = 49,7143 \text{ W}$$

- Road resistance

$$F_{RES} = F_{RR} + F_{AERO} = 3,1784 + 6,8761 = 10,0545 \text{ N}$$

$$\mathcal{P}_{RES} = \mathcal{P}_{RR} + \mathcal{P}_{AERO} = 22,9801 + 49,7143 = 72,6940 \text{ W}$$



## Exercise 2 : Shell Eco Marathon

---

- Grading resistance

$$\theta = 2\% \quad \theta = 1,1457^\circ \quad \sin \theta = 1,9996 \cdot 10^{-2}$$

$$\begin{aligned} F_{GRADING} &= mg \sin \theta \\ &= 180 \cdot 9,81 \cdot 0,019996 = 35,316 \text{ N} \end{aligned}$$

- Rolling resistance → negligible modification!

- Road resistance

$$F_{RES} = F_{RR} + F_{AERO} + F_{GRADE} = 25,4835 + 52,1238 = 77,6073 \text{ N}$$

$$\mathcal{P}_{RES} = F_{RES} \cdot V = 77,6073 \cdot 7,23 = 328,0287 \text{ W}$$



## Exercise 2 : Shell Eco Marathon

---

- If the vehicle is equipped with two electric motors of the following characteristics

$$C_{max} = 0,9743 \text{ N.m}$$

$$i = 8,2$$

$$R_e = 0,2737 \text{ m}$$

$$\eta_{GearBox} = 0,9875 \quad \eta_{Bearings} = 0,98$$

- What is the net force available?
- What is the maximum slope that be overcome?
- What is the maximum acceleration?



## Exercise 2 : Shell Eco Marathon

---

- What is the net force available?
  - Transmission efficiency

$$\eta_t = \eta_{gear} \eta_{bearings} = 0,9875 \cdot 0,98 = 0,96775$$

- Tractive force generated by one motor

$$F_t^{(1)} = \eta \frac{i}{R_e} C_{max} = 0,96775 \frac{8,2}{0,2737} 0,9743 = 28,2638 \text{ N}$$

- Net available tractive force

$$F_{net} = 2 \cdot F_t^{(1)} - F_{RES} = 2 \cdot 28,2658 - 10,0945 = 46,4371 \text{ N}$$



## Exercise 2 : Shell Eco Marathon

---

- What is the maximum slope that be overcome?

$$F_{GRADE} = mg \sin \theta_{max} = F_{net} = F_t - F_{RES}$$

$$\begin{aligned} \sin \theta_{max} &= \frac{F_{net}}{mg} = \frac{F_t - F_{RES}}{mg} \\ &= \frac{46,4371}{180 \cdot 9,81} = 2,6298 \cdot 10^{-2} \end{aligned}$$

$$\theta_{max} = 2,6 \%$$





## Exercise 2 : Shell Eco Marathon

---

- What is the maximum acceleration?

$$m \frac{dV}{dt} = F_{net} = F_t - F_{RES}$$

$$\begin{aligned} a_{max} &= \frac{F_{net}}{m} = \frac{F_t - F_{RES}}{m} \\ &= \frac{46,4371}{180} = 0,2579 \text{ m/s}^2 \end{aligned}$$

# Exercise 3 : Road Resistance of a Truck

- Determine the road resistance of a semi trailer truck when traveling at the cruise speed of  $V=90$  km/h

$$m = 40000 \text{ kg} \quad f_{RR} = 0.0085$$

$$S = 10 \text{ m}^2 \quad C_x = 0.64$$

$$\eta_t = 0.90$$



- Grade resistance on a 3% road.
- Which slope can be overcome at 90 km/h if the truck is equipped with a 335 kW engine (Mercedes-Benz OM470)?

# Exercise 3 : Road Resistance of a Truck

- Determine the road resistance of a semi trailer truck when traveling at the cruise speed of  $V=90$  km/h

Truck type (1)	$C_d$ (2)	Source (3)
Single unit	0.70	Fitch [1994]
Tractor-semitrailer	0.70	Fitch [1994]
Car hauler - cattle hauler	0.96 – 1.10	SAE J2188
Garbage	0.95 – 1.05	SAE J2188
No aerodynamic aids	0.78	SAE J2188
Aerodynamic aids on roof	0.64	SAE J2188
Full aerodynamic treatment	0.58	SAE J2188





## Exercise 3 : Road Resistance of a Truck

---

- Speed :

$$V = 90 \text{ km/h} = 90 \cdot 1000 / 3600 = 25.0 \text{ m/s}$$

- Rolling resistance

$$\begin{aligned} F_{RR} &= mg \cos \theta f_{RR} \\ &= 40000 \cdot 9.81 \cdot 1 \cdot 0.0085 = 3335.40 \text{ N} \end{aligned}$$

$$\mathcal{P}_{RR} = F_{RR} \cdot 25.0 = 83.385 \text{ kW}$$

- Aerodynamic drag

$$\begin{aligned} F_{AERO} &= \frac{1}{2} \rho S C_x V^2 \\ &= 0,5 \cdot 1,2 \cdot 10.0 \cdot 0.64 \cdot 25^2 = 2400 \text{ N} \end{aligned}$$

$$\mathcal{P}_{AERO} = F_{AERO} \cdot V = 2400 \cdot 25 = 60.0 \text{ kW}$$



## Exercise 3 : Road Resistance of a Truck

---

- Total road resistance on level road

$$F_{RES} = F_{RR} + F_{AERO} = 5735.4 \text{ N}$$

$$\mathcal{P}_{RES} = \mathcal{P}_{RR} + \mathcal{P}_{AERO} = 83.385 + 60.0 = 143.385 \text{ kW}$$

- Ratio between rolling resistance and aerodynamic drag

$$\frac{\mathcal{P}_{RR}}{\mathcal{P}_{AERO}} = \frac{83.385}{60.0} = 1.3898$$

- Power need at the engine

$$\mathcal{P}_{mot} = \frac{\mathcal{P}_{RES}}{\eta_t} = \frac{143.385}{0.9} = 159.51 \text{ kW}$$

$$\mathcal{P}_{mot} = \frac{159.51}{0.736} = 216.46 \text{ HP}$$



## Exercise 3 : Road Resistance of a Truck

---

- For which speed aerodynamic drag is equal to the rolling resistance

$$F_{RR} = F_{AERO} \quad \Leftrightarrow \quad mg f_{RR} = \frac{1}{2} \rho S C_x V^2$$

$$V = \sqrt{\frac{mg f_{RR}}{\frac{1}{2} \rho S C_x}} = \sqrt{\frac{40000 \cdot 9.81 \cdot 0.0085}{\frac{1}{2} \cdot 1.2 \cdot 10 \cdot 0.64}}$$
$$= 29.4719 \text{ m/s} = 106.0989 \text{ km/h}$$



## Exercise 3 : Road Resistance of a Truck

---

- Determine net power available and max slope that can be taken

$$\mathcal{P}_{RR} + \mathcal{P}_{AERO} + \mathcal{P}_{GRADE} = \eta_t \mathcal{P}_{max}$$

$$83385 + 60000 + mg \sin \theta V = 0.9 \cdot 335000$$

$$\sin \theta = \frac{0.9 \cdot 335000 - 143385}{40000 \cdot 9.81 \cdot 25} = 0.0161$$

- Maximum slope at 90 km/h is 1.61%



# Tractive forces

---



# Exercise 4

- Let's consider the following vehicle BMW Z3 (model 2000)

$$m = 1295 \text{ kg}$$

$$C_x = 0.37 \quad S = 2.24 \text{ m}^2$$

$$f = 0.0136 + 0.4E - 7 V^2 [\text{km/h}]$$

Tire 225/50 R 16

$$P_{max} = 118 \text{ HP} \quad \omega_{nom} = 5500 \text{ rpm}$$

$$C_{max} = 180 \text{ N.m} \quad \omega_{C_{max}} = 3900 \text{ rpm}$$



	1	2	3	4	5
$i_g$	4.23	2.52	1.66	1.22	1.00
$i_d$	3.38				

## Exercise 4

- Determine missing parameters
- Define approximations of power and torque curves of the engine
- Compute the road resistance forces and draw their evolution from 0 to 200 km/h
- Compute the tractive forces for the five gear ratios and draw the diagram of tractive forces and road resistance of the vehicle





## Exercise 4

---

- Let's estimate the missing parameters
- Rolling radius

Tire 225/50 R 16

$$D = 16 \cdot 25,6 + 2 \cdot 0,50 \cdot 225 = 631,40 \text{ mm}$$

$$R_e \simeq 0,98 \cdot D/2 = 309,38 \text{ mm}$$

- Transmission efficiency
  - Engine with longitudinal mounting
  - Driven at rear axle
  - Manuel transmission with dry friction clutch
  - One direct drive gear ratio (5)

$$\eta_t(1, 2, 3, 4) = 1,0 \cdot 0,9875^2 \cdot 0,975 = 0,95$$

$$\eta_t(5) = 1,0 \cdot 1,0 \cdot 0,975 = 0,975$$



## Exercise 4 : Power curve approximations

---

- Let's find an approximation of the power curves

$$P_1 = P_{max} = 118 \text{ HP} = 118 \cdot 736 = 86.84 \text{ kW}$$

$$P_1 = P_{max} = 86840 \text{ W} \quad \omega_1 = \omega_{nom} = 5500 \text{ rpm}$$

$$C_2 = C_{max} = 180 \text{ N.m} \quad \omega_2 = \omega_{C_{max}} = 3900 \text{ rpm}$$

$$\omega_1 = 5500 \frac{2\pi}{60} = 575,9587 \text{ rad/s} \quad \omega_2 = 408,4070 \text{ rad/s}$$

$$\begin{aligned} \mathcal{P}(\omega_2) &= \mathcal{P}_2 = C_{max} \omega_{C_{max}} \\ &= 180 \cdot 408,4070 = 75.513 \text{ kW} \end{aligned}$$

$$\mathcal{P}_2/\mathcal{P}_1 = 0.84654$$

$$\omega_2/\omega_1 = 0.70909$$



# Power approximation

---

- One looks for a power function of the type

$$\mathcal{P} = \mathcal{P}_1 - a |\omega - \omega_1|^b \quad \text{with } b > 0$$

- It comes

$$b = \frac{\frac{\omega_1}{\omega_2} - 1}{\frac{\mathcal{P}_1}{\mathcal{P}_2} - 1} = 2.2631 \quad a = \frac{\mathcal{P}_1 - \mathcal{P}_2}{|\omega_1 - \omega_2|^b} = 0.12340$$



# Polynomial approximation

---

- Polynomial approximation of order 3

$$\mathcal{P}(\omega)/\mathcal{P}_1 = a_0 + a_1 (\omega/\omega_1) + a_2 (\omega/\omega_1)^2 + a_3 (\omega/\omega_1)^3$$


- Identification of the coefficients

$$a_0 = 0$$

$$a_1 + a_2 + a_3 = 1$$

$$a_1 n_2 + a_2 n_2^2 + a_3 n_2^3 = \mathcal{P}_2/\mathcal{P}_1$$

$$a_2 + 2 a_3 n_2 = 0$$



$$\left\{ \begin{array}{l} a_1 = 0.042187 \\ a_2 = 3.248236 \\ a_3 = -2.290423 \end{array} \right.$$



# Polynomial approximation

---

- Polynomial approximation of order 4

$$\mathcal{P}(\omega)/\mathcal{P}_1 = a_0 + a_1 (\omega/\omega_1) + a_2 (\omega/\omega_1)^2 + a_3 (\omega/\omega_1)^3 + a_4 (\omega/\omega_1)^4$$

- Solution of the linear system

$$a_1 + a_2 + a_3 + a_4 = 1$$

$$a_1 + 2 a_2 + 3 a_3 + 4 a_4 = 0$$

$$a_1 n_2 + a_2 n_2^2 + a_3 n_2^3 + a_4 n_2^4 = \mathcal{P}_2/\mathcal{P}_1$$

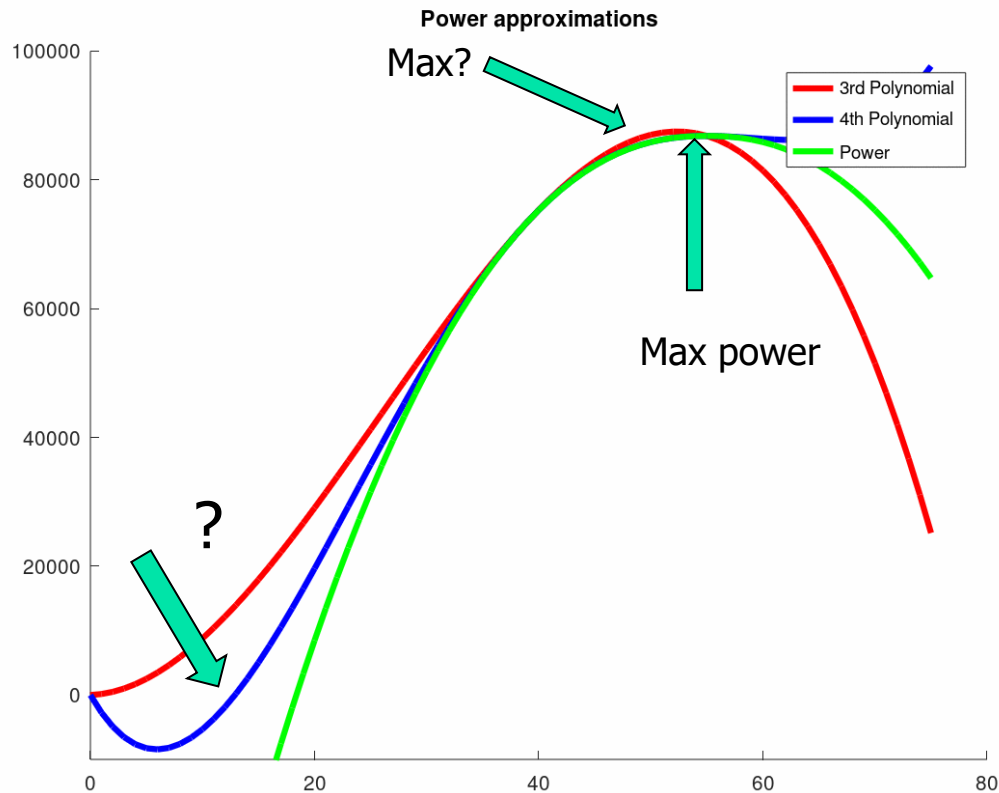
$$a_2 + 2 a_3 n_2 + 3 a_4 n_2^2 = 0$$



$$\left\{ \begin{array}{l} a_1 = -1.9340 \\ a_2 = 10.7982 \\ a_3 = -11.7945 \\ a_4 = 3.9303 \end{array} \right.$$

# Comparison of Power approximations

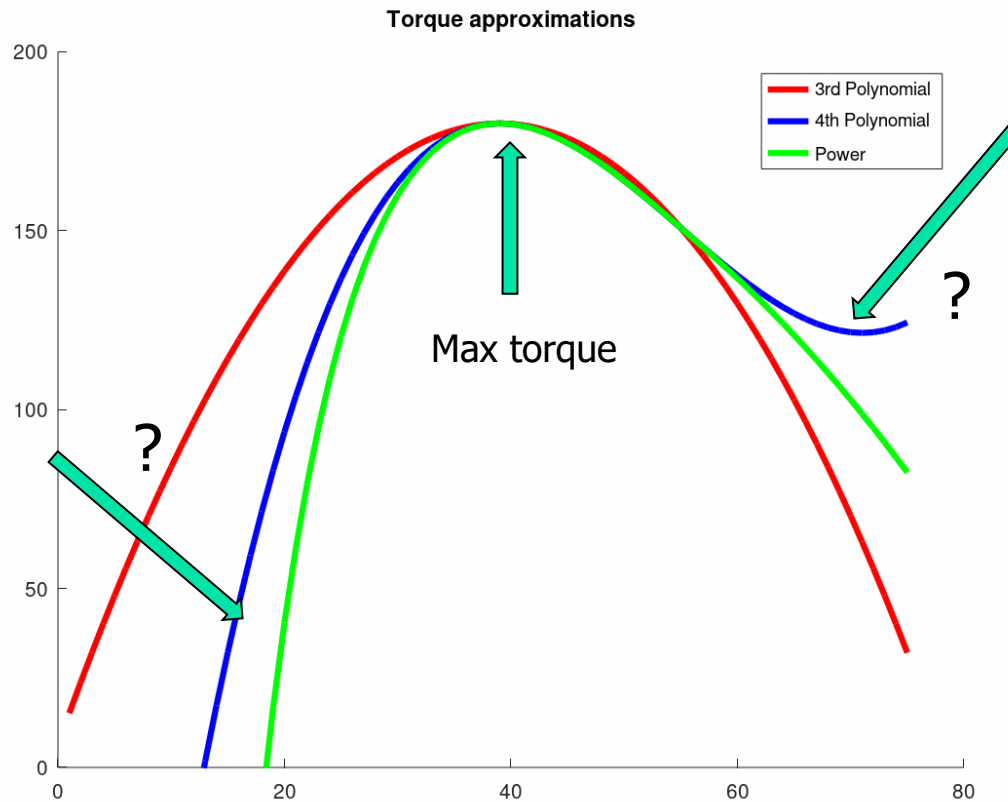
- Power approximations





# Comparison of Torque approximations

- Torque approximations





# Road resistance

---

- Rolling resistance

$$F_{RR} = mg \cos \theta f_{RR}$$

$$f_{RR} = 0.0136 + 0.4E - 7 V^2 [km/h]$$

$$f_0 = 0.0136$$

$$f_2 = 0.4E - 7 (3.6)^2 = 5.184E - 7 [V \text{ in } m/s]$$

- Aerodynamic drag

$$\begin{aligned} F_{AERO} &= \frac{1}{2} \rho S C_x V^2 \\ &= 0,5 \cdot 1,22 \cdot 2.24 \cdot 0.37 \cdot V^2 \\ &= 0.5056 V^2 [N] \end{aligned}$$



# Road resistance

---

- Grading resistance

$$F_{GRADING} = mg \sin \theta$$

- Road resistance

$$\begin{aligned} F_{RES} &= F_{RR} + F_{AERO} + F_{GRADE} \\ &= mg \cos \theta (f_0 + f_2 V^2) + 1/2 \rho S C_x V^2 + mg \sin \theta \end{aligned}$$

$$F_{RES} = A + B V^2$$

$$A = mg \cos \theta f_0 + mg \sin \theta$$

$$B = 1/2 \rho S C_x + mg \cos \theta f_2$$



# Road resistance

---

- If  $\theta=0\%$

$$A = mg f_0 = (1295 + 75) \cdot 0.81 \cdot 0.0136 = 182.78 \text{ N}$$

$$B = 1/2 \rho S C_x + mg \cos \theta f_2$$

$$= 0,5 \cdot 1,22 \cdot 2.24 \cdot 0.37 + 1370 \cdot 9.81 \cdot 5.184 \cdot 10^{-7}$$

$$= 0.50425$$

- If  $\theta=3\%$

$$F_{GRADING} = \Delta A = mg \sin \theta$$

$$= 1370 \cdot 9.81 \cdot 0.03 = 403.1910$$



# MATLAB code

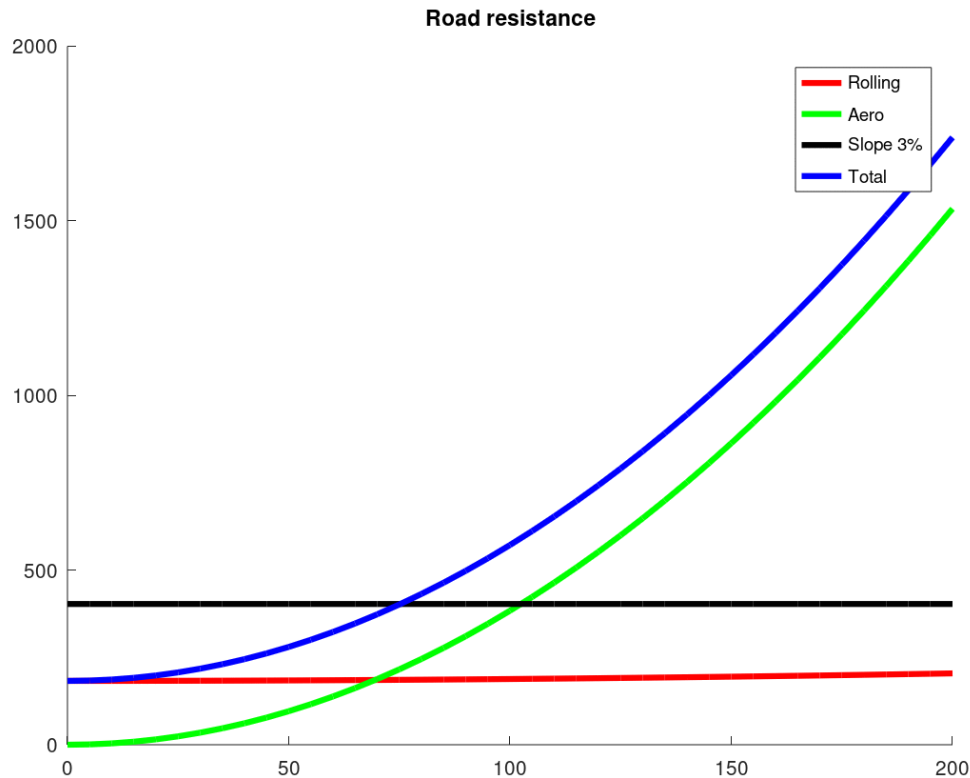
---

```
%  
% Force at wheels  
%  
vup=200.;  
vlow=0.;  
%  
v=vlow:5:vup;  
vms= v/3.6;  
%  
% Road resistance  
%  
% Re 0.309  
% fRR = f0 + f2 V**2  
% f0 = 0,0136  
% f2 = 0.4E-7 *(3.6)**2 = 5.184E-7  
% S = 2.24 m²  
% Cx = 0.37  
% eta tranmission: 0.95 (moteur longitudinal avant)  
%  
m = 1295.+75.;  
grav=9.81;  
Re = 0.309 ;  
frr0 = 0.0136;  
frr2 = 5.184e-7;  
rho=1.2;  
S = 2.24;  
Cx = 0.37;
```

```
%  
% FRES = A + B V**2  
%  
ares = m*grav*frr0*cos(theta) + m*grav*sin(theta)  
bres = 0.5*rho*S*Cx + m*grav*frr2*cos(theta)  
Fres= ares + bres*vms.^2;  
%  
FRLT= m*grav*frr0*cos(theta) + m*grav*frr2*cos(theta)*vms.^2;  
FAERO = 0.5*rho*S*Cx*vms.^2;  
% 3% = 1.7184 degrees  
theta = pi*1.7184/180.;  
FGRAD = m*grav*sin(theta)*ones(length(vms),1);  
%  
figure  
hold on  
plot(v,FRLT,'LineWidth',3,'Color','red')  
plot(v,FAERO,'LineWidth',3,'Color','green')  
plot(v,FGRAD,'LineWidth',3,'Color','black')  
plot(v,Fres,'LineWidth',3,'Color','blue')  
ylim([0 2000])  
title('Road resistance')  
legend('Rolling', 'Aero', 'Slope 3%', 'Total')  
hold off  
.
```

# Road resistance

- Plot the road resistance from  $v=0$  to 200 km/h





# Tractive forces

---

- Let's now plot the tractive forces for the different gear ratio
  - Speed in terms of the engine rotation speed

$$v = \omega_e \frac{R_e}{i}$$

- Tractive force in terms of the engine speed and torque value

$$F_t = \eta_t \frac{i}{R_e} C(\omega_e)$$

$$R_e = 0.3090$$

$$\eta_t(1, 2, 3, 4) = 1.0 \cdot 0.9875^2 \cdot 0.975 = 0.95$$

$$\eta_t(5) = 1.0 \cdot 1.0 \cdot 0.975 = 0.975$$

	1	2	3	4	5
$i_g$	4.23	2.52	1.66	1.22	1.00
$i_d$	3.38				
$i = i_g i_d$	14.2974	8.5176	5.6108	4.1236	3.38



# MATLAB code

---

```
%  
% Tractive forces  
%  
% Gear box: i1=4.23 / i2 = 2.52 / i3 = 1.66 / i4 = 1.22 / i5 = 1.0  
% Differential : id= 3.38  
id = 3.38;  
i1 = 4.23*id;  
i2 = 2.52*id;  
i3 = 1.66*id;  
i4 = 1.22*id;  
i5 = 1.00*id;  
%  
etatrans = 0.95;  
etatransdirect = 0.975;  
%  
NROT=1000:100:6000;  
%
```





# MATLAB code

---

```
NROT=1000:100:6000;
%
for i=1:length(NROT)
    omega = NROT(i)*pi/30.;
    Pcal = P1*(A3_0 + A3_1*(omega/O1) + A3_2*(omega/O1).^2 + A3_3*(omega/O1).^3);
    Ccal = Pcal/omega;
%
    vms1(i)=3.6*omega*Re/i1;
    FT1(i) = etatrans*i1*Ccal/Re;
%
    vms2(i)=3.6*omega*Re/i2;
    FT2(i) = etatrans*i2*Ccal/Re;
%
    vms3(i)=3.6*omega*Re/i3;
    FT3(i) = etatrans*i3*Ccal/Re;
%
    vms4(i)=3.6*omega*Re/i4;
    FT4(i) = etatrans*i4*Ccal/Re;
%
    vms5(i)=3.6*omega*Re/i5;
    FT5(i) = etatransdirect*i5*Ccal/Re;
%
end
%
```



# MATLAB code

---

```
figure
hold on
plot(v,Fres,'LineWidth',3,'Color','black')
plot(vms1,FT1,'LineWidth',3,'Color','red')
plot(vms2,FT2,'LineWidth',3,'Color','magenta')
plot(vms3,FT3,'LineWidth',3,'Color','green')
plot(vms4,FT4,'LineWidth',3,'Color','cyan')
plot(vms5,FT5,'LineWidth',3,'Color','blue')
ylim([0 10000])
title('Tractive Forces')
legend('Road Resistance','Gear 1','Gear 2','Gear 3','Gear 4','Gear 5')
hold off
```

# Tractive forces

- Plot the tractive force from  $v=0$  to 200 km/h

